

# How To Use Micro-Pak® Enhanced Anti-Mold Products

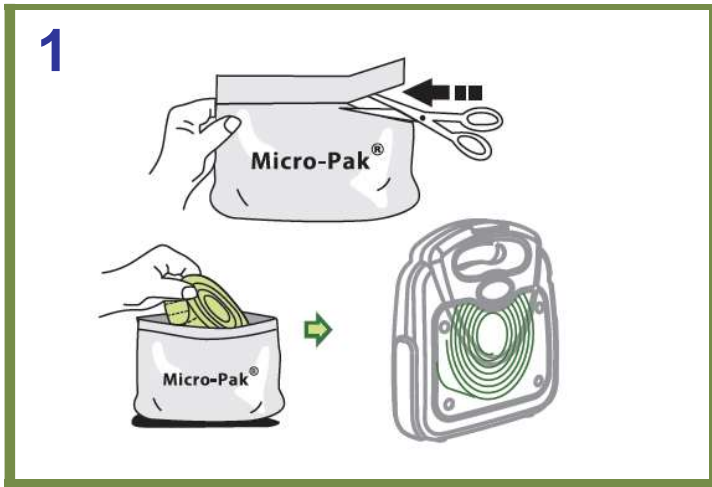
## 邁可達® 防霉產品使用說明書

### Athletic Shoes Packed In Boxes Using Micro-Pak® Stickers

#### 運動鞋 - 使用邁可達®防霉片獨立包裝於盒內

Micro-Pak® Enhanced Anti-Mold Stickers and Sheets are easy to use. Just follow these simple steps:

邁可達® 防霉片及防霉紙使用方法簡易, 只須按照以下簡單的步驟:



Open Micro-Pak® Stickers foil pouch.  
Remove roll of Micro-Pak® Stickers and place them in the Micro-Pak® dispenser box.

請開啟邁可達®防霉片卷錫紙袋。取出邁可達®防霉片卷並置於邁可達®膠盒內。



At time of final packing, one piece of Micro-Pak® Sticker should be placed on the upper short side of the box base for children's, ladies' and men's shoes.

最後包裝過程時, 請取出一張邁可達®防霉片, 童鞋、女鞋及男鞋包裝盒需貼一片防霉片於鞋盒的短邊位置。

Two pieces of Micro-Pak® Stickers should be used for booties and boots. The stickers should be attached on each upper short side opposite to each other.

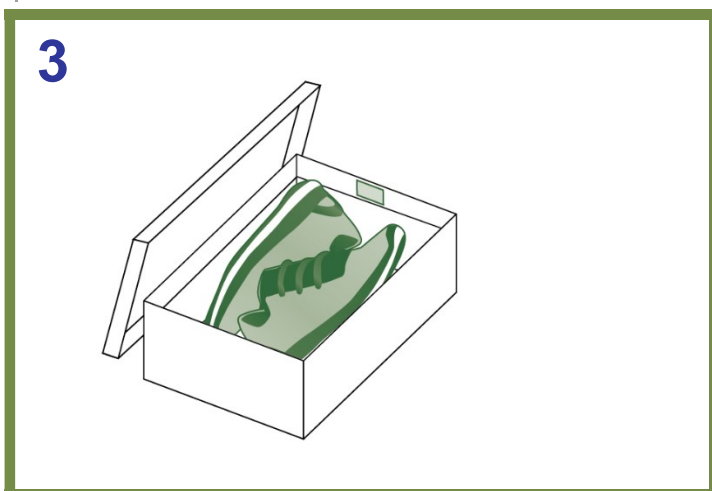
長筒靴及鞋靴需使用兩片防霉片。請把防霉片分別貼於鞋盒每邊的短邊位置。

#### REMARKS

This is general usage recommendation and additional Micro-Pak® sheets and stickers may be required depending on materials, conditions and history of problems. Please contact Micro-Pak in case of further questions. Please always refer to your Customer' orders for special packing instructions.

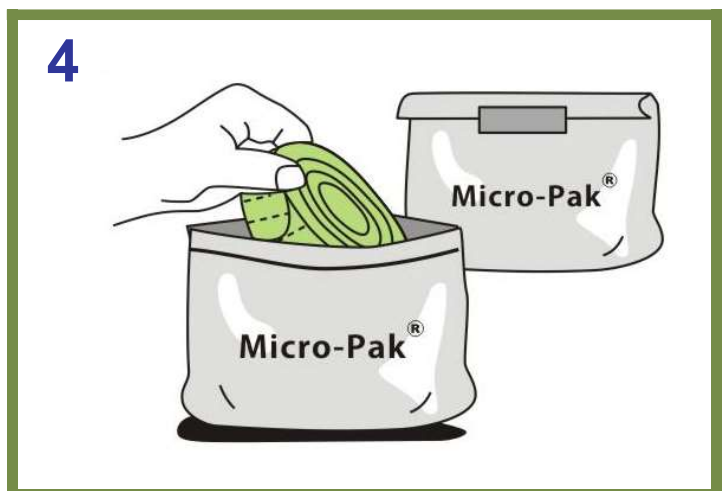
#### 備註

此使用建議只作一般參考之用, 使用額外的邁可達®防霉片或邁可達®防霉紙數量需根據所用材料、生產情況及過往紀錄而定。如有問題, 請向邁可達有限公司查詢。請以客人之特定包裝要求為準。



The box should be closed immediately after putting the sticker on the box base and not reopened.

請貼上邁可達®防霉片後立刻把鞋盒蓋上及切勿再開啟。



Any unfinished rolls of Micro-Pak® Stickers should be placed back in the foil pouch and closed with tape for use as soon as possible.

請把待用的邁可達®防霉片存放於錫紙袋內並用膠紙密封。