

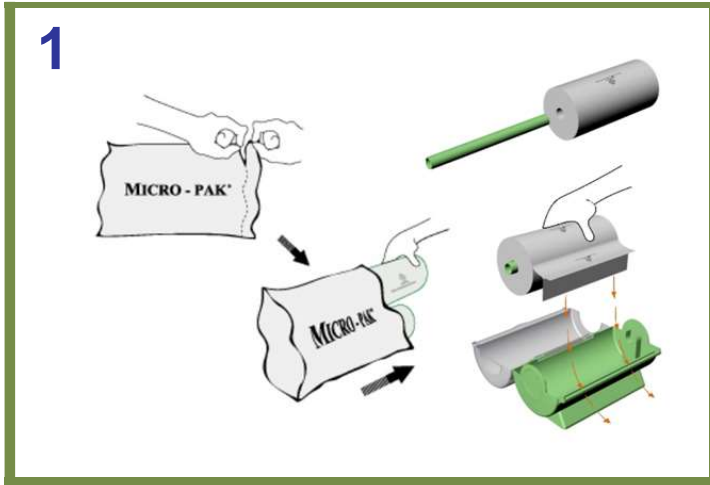
How To Use Micro-Pak® Enhanced Anti-Mold Products

邁可達® 防霉產品使用說明書

Multi Box Packed Long and Thick Socks (3 pairs per box) 厚長襪 - 盒裝包裝 (3件裝)

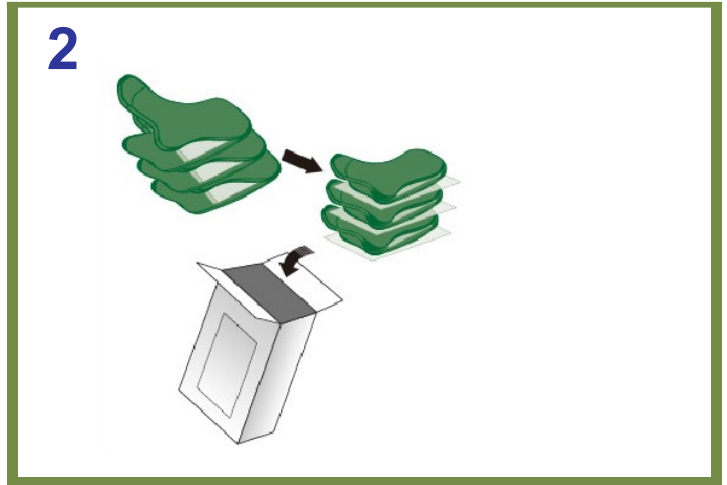
Micro-Pak® Enhanced Anti-Mold Stickers and Sheets are easy to use. Just follow these simple steps:

邁可達® 防霉片及防霉紙使用方法簡易, 只須按照以下簡單的步驟:



Open Micro-Pak® Sheet foil pouch. Remove roll of Micro-Pak® PE Sheets, fit into the roller and place in the Micro-Pak® Sheet dispenser box.

請開啟邁可達®防霉紙錫紙袋。取出邁可達®防霉紙卷，套入綠色膠棒，並置於邁可達®防霉紙膠盒內。



At time of final packing, several pieces of 16cm x 8cm Micro-Pak® Sheet should be used. One piece should be placed in between the folded socks. The other sheet should be placed at the bottom and put together into the box.

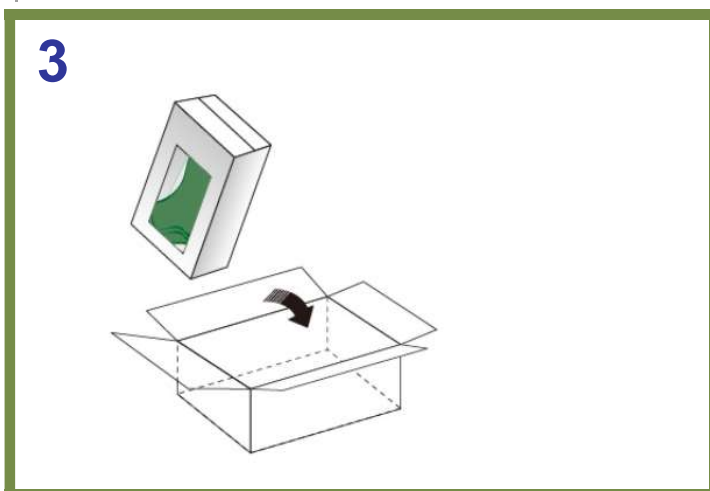
最後包裝過程時，請取出數張16厘米x8厘米邁可達®防霉紙，一張放在每對摺疊襪內，另一張放在每對襪子的底部，再放進包裝盒內。

REMARKS

This is general usage recommendation and additional Micro-Pak® sheets and stickers may be required depending on materials, conditions and history of problems. Please contact Micro-Pak in case of further questions. Please always refer to your Customer' orders for special packing instructions.

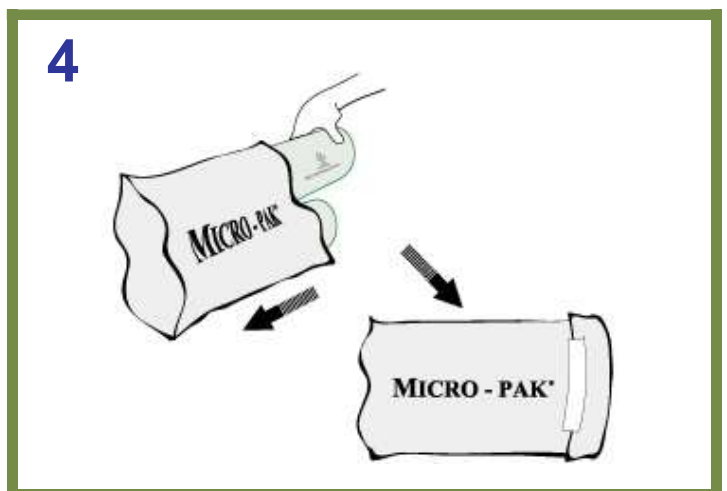
備註

此使用建議只作一般參考之用，使用額外的邁可達®防霉片或邁可達®防霉紙數量需根據所用材料、生產情況及過往紀錄而定。如有問題，請向邁可達有限公司查詢。請以客人之特定包裝要求為準。



Place the item being packed inside the carton and close the carton as quickly as possible.

將已包裝好的產品放入紙箱內，並盡快封箱。



Any unfinished rolls of Micro-Pak® Sheets should be placed back in the foil package and closed with tape for use as soon as possible.

請把待用的邁可達®防霉紙存放於錫紙袋內並用膠紙密封。